



## Common Core State Standards ENGLISH LANGUAGE ARTS NINTH & TENTH GRADES



### I. LITERATURE (9-10-RL)

#### A. KEY IDEAS & DETAILS

1. Cite strong and thorough textual evidence to support analysis of what the text says explicitly as well as inferences drawn from the text.
2. Determine a theme or central idea of a text and analyze in detail its development over the course of the text, including how it emerges and is shaped and refined by specific details; provide an objective summary of the text.
3. Analyze how complex characters (e.g., those with multiple or conflicting motivations) develop over the course of a text, interact with other characters and advance the plot or develop the theme.



#### B. CRAFT & STRUCTURE

1. Determine the meaning of words and phrases as they are used in the text, including figurative and connotative meanings; analyze the cumulative impact of specific word choices on meaning and tone (e.g., how the language evokes a sense of time and place, how it sets a formal or informal tone).
2. Analyze how an author's choices concerning how to structure a text, order events within it (e.g., parallel plots) and manipulate time (e.g., pacing, flashbacks) create such effects as mystery, tension or surprise.
3. Analyze a particular point of view or cultural experience reflected in a work of literature from outside the United States, drawing on a wide reading of world literature.



#### C. INTEGRATION OF KNOWLEDGE & IDEAS

1. Analyze the representation of a subject or a key scene in two different artistic mediums, including what is emphasized or absent in each treatment (e.g., Auden's "Musée des Beaux Arts" and Breughel's "Landscape with the Fall of Icarus").
2. Not applicable to literature.
3. Analyze how an author draws on and transforms source material in a specific work (e.g., how Shakespeare treats a theme or topic from Ovid or the Bible or how a later author draws on a play by Shakespeare).



#### D. RANGE OF READING & LEVEL OF TEXT COMPLEXITY

1. By the end of grade 9, read and comprehend literature, including stories, dramas and poems, in the grades 9–10 text complexity band proficiently, with scaffolding as needed at the high end of the range.
2. By the end of grade 10, read and comprehend literature, including stories, dramas and poems, at the high end of the grades 9–10 text complexity band independently and proficiently.



## II. INFORMATIONAL TEXT (9-10-RI)

### A. KEY IDEAS & DETAILS

1. Cite strong and thorough textual evidence to support analysis of what the text says explicitly as well as inferences drawn from the text.
2. Determine a central idea of a text and analyze its development over the course of the text, including how it emerges and is shaped and refined by specific details; provide an objective summary of the text.
3. Analyze how the author unfolds an analysis or series of ideas or events, including the order in which the points are made, how they are introduced and developed and the connections that are drawn between them.



### B. CRAFT & STRUCTURE

1. Determine the meaning of words and phrases as they are used in a text, including figurative, connotative and technical meanings; analyze the cumulative impact of specific word choices on meaning and tone (e.g., how the language of a court opinion differs from that of a newspaper).
2. Analyze in detail how an author's ideas or claims are developed and refined by particular sentences, paragraphs or larger portions of a text (e.g., a section or chapter).
3. Determine an author's point of view or purpose in a text and analyze how an author uses rhetoric to advance that point of view or purpose.



### C. INTEGRATION OF KNOWLEDGE & IDEAS

1. Analyze various accounts of a subject told in different mediums (e.g., a person's life story in both print and multimedia), determining which details are emphasized in each account.
2. Delineate and evaluate the argument and specific claims in a text, assessing whether the reasoning is valid and the evidence is relevant and sufficient; identify false statements and fallacious reasoning.
3. Analyze seminal U.S. documents of historical and literary significance (e.g., Washington's Farewell Address, the Gettysburg Address, Roosevelt's Four Freedoms speech, King's "Letter from Birmingham Jail"), including how they address related themes and concepts.



### D. RANGE OF READING & LEVEL OF COMPLEXITY

1. By the end of grade 9, read and comprehend literary nonfiction in the grades 9–10 text complexity band proficiently, with scaffolding as needed at the high end of the range.
2. By the end of grade 10, read and comprehend literary nonfiction at the high end of the grades 9–10 text complexity band independently and proficiently.




## III. WRITING (9-10-W)


### A. TEXT TYPES & PURPOSES

1. Write arguments to support claims in an analysis of substantive topics or texts, using valid reasoning and relevant and sufficient evidence.
  - a. Introduce precise claim(s), distinguish the claim(s) from alternate or opposing claims and create an organization that establishes clear relationships among claim(s), counterclaims, reasons and evidence.

## III. WRITING (9-10-W) CONT'D

- b. Introduce precise claim(s), distinguish the claim(s) from alternate or opposing claims and create an organization that establishes clear relationships among claim(s), counterclaims, reasons and evidence.
  - c. Develop claim(s) and counterclaims fairly, supplying evidence for each while pointing out the strengths and limitations of both in a manner that anticipates the audience's knowledge level and concerns.
  - d. Use words, phrases and clauses to link the major sections of the text, create cohesion and clarify the relationships between claim(s) and reasons, between reasons and evidence and between claim(s) and counterclaims.
  - e. Establish and maintain a formal style and objective tone while attending to the norms and conventions of the discipline in which they are writing.
  - f. Provide a concluding statement or section that follows from and supports the argument presented.
- 
2. Write informative/explanatory texts to examine and convey complex ideas, concepts and information clearly and accurately through the effective selection, organization and analysis of content.
    - a. Introduce a topic; organize complex ideas, concepts and information to make important connections and distinctions; include formatting (e.g., headings), graphics (e.g., figures, tables) and multimedia when useful to aiding comprehension.
    - b. Develop the topic with well-chosen, relevant and sufficient facts, extended definitions, concrete details, quotations or other information and examples appropriate to the audience's knowledge of the topic.
    - c. Use appropriate and varied transitions to link the major sections of the text, create cohesion and clarify the relationships among complex ideas and concepts.
    - d. Use precise language and domain-specific vocabulary to manage the complexity of the topic.
    - e. Establish and maintain a formal style and objective tone while attending to the norms and conventions of the discipline in which they are writing.
    - f. Provide a concluding statement or section that follows from and supports the information or explanation presented (e.g., articulating implications or the significance of the topic).
  3. Write narratives to develop real or imagined experiences or events using effective technique, well-chosen details and well-structured event sequences.
    - a. Engage and orient the reader by setting out a problem, situation or observation, establishing one or multiple point(s) of view and introducing a narrator and/or characters; create a smooth progression of experiences or events.
    - b. Use narrative techniques, such as dialogue, pacing, description, reflection and multiple plot lines, to develop experiences, events and/or characters.
    - c. Use a variety of techniques to sequence events so that they build on one another to create a coherent whole.
    - d. Use precise words and phrases, telling details and sensory language to convey a vivid picture of the experiences, events, setting and/or characters.
    - e. Provide a conclusion that follows from and reflects on what is experienced, observed or resolved over the course of the narrative.

## B. PRODUCTION & DISTRIBUTION OF WRITING

1. Produce clear and coherent writing in which the development, organization and style are appropriate to task, purpose and audience. (Grade-specific expectations for writing types are defined in standards 1–3 above.)
  2. Develop and strengthen writing as needed by planning, revising, editing, rewriting or trying a new approach, focusing on addressing what is most significant for a specific purpose and audience.
  3. Use technology, including the Internet, to produce, publish and update individual or shared writing products, taking advantage of technology's capacity to link to other information and to display information flexibly and dynamically.
- 

## III. WRITING (9-10-W) CONT'D

### C. RESEARCH TO BUILD & PRESENT KNOWLEDGE

1. Conduct short as well as more sustained research projects to answer a question (including a self-generated question) or solve a problem; narrow or broaden the inquiry when appropriate; synthesize multiple sources on the subject, demonstrating understanding of the subject under investigation.
2. Gather relevant information from multiple authoritative print and digital sources, using advanced searches effectively; assess the usefulness of each source in answering the research question; integrate information into the text selectively to maintain the flow of ideas, avoiding plagiarism and following a standard format for citation.
3. Draw evidence from literary or informational texts to support analysis, reflection and research.
  - a. Apply *grades 9–10 Reading standards* to literature. (e.g. “Analyze how an author draws on and transforms source material in a specific work [e.g., how Shakespeare treats a theme or topic from Ovid or the Bible or how a later author draws on a play by Shakespeare].”)
  - b. Apply *grades 9–10 Reading standards* to literary nonfiction. (e.g. “Delineate and evaluate the argument and specific claims in a text, assessing whether the reasoning is valid and the evidence is relevant and sufficient; identify false statements and fallacious reasoning.”)



### D. RANGE OF WRITING

Write routinely over extended time frames (time for research, reflection and revision) and shorter time frames (a single sitting or a day or two) for a range of tasks, purposes and audiences.


The CCR anchor standards and high school grade-specific standards work in tandem to define college and career readiness expectations—the former providing broad standards, the latter providing additional specificity.



## IV. SPEAKING & LISTENING (9-10-SL)

### A. COMPREHENSION & COLLABORATION

1. Initiate and participate effectively in a range of collaborative discussions (one-on-one, in groups and teacher-led) with diverse partners on grades 9–10 topics, texts and issues, building on others' ideas and expressing their own clearly and persuasively.
  - a. Come to discussions prepared having read and researched material under study; explicitly draw on that preparation by referring to evidence from texts and other research on the topic or issue to stimulate a thoughtful, well-reasoned exchange of ideas.
  - b. Work with peers to set rules for collegial discussions and decision-making (e.g., informal consensus, taking votes on key issues, and presentation of alternate views), clear goals and deadlines and individual roles as needed.
  - c. Propel conversations by posing and responding to questions that relate the current discussion to broader themes or larger ideas; actively incorporate others into the discussion; and clarify, verify or challenge ideas and conclusions.
  - d. Respond thoughtfully to diverse perspectives, summarize points of agreement and disagreement and, when warranted, qualify or justify their own views and understanding and make new connections in light of the evidence and reasoning presented.



## IV. SPEAKING & LISTENING (9-10-SL) CONT'D

2. Integrate multiple sources of information presented in diverse media or formats (e.g., visually, quantitatively, orally), evaluating the credibility and accuracy of each source.
3. Evaluate a speaker's point of view, reasoning and use of evidence and rhetoric, identifying any fallacious reasoning or exaggerated or distorted evidence.

### B. PRESENTATION OF KNOWLEDGE & IDEAS

1. Present information, findings and supporting evidence clearly, concisely and logically such that listeners can follow the line of reasoning and the organization, development, substance and style are appropriate to purpose, audience and task.
2. Make strategic use of digital media (e.g., textual, graphical, audio, visual and interactive elements) in presentations to enhance understanding of findings, reasoning and evidence and to add interest.
3. Adapt speech to a variety of contexts and tasks, demonstrating command of formal English when indicated or appropriate.



## V. LANGUAGE (9-10-L)


### A. CONVENTIONS OF STANDARD ENGLISH

1. Demonstrate command of the conventions of Standard English grammar and usage when writing or speaking.
  - a. Use parallel structure.
  - b. Use various types of phrases (noun, verb, adjectival, adverbial, participial, prepositional, and absolute) and clauses (independent, dependent; noun, relative, adverbial) to convey specific meanings and add variety and interest to writing or presentations.
2. Demonstrate command of the conventions of Standard English capitalization, punctuation and spelling when writing.
  - a. Use a semicolon (and perhaps a conjunctive adverb) to link two or more closely related independent clauses.
  - b. Use a colon to introduce a list or quotation.
  - c. Spell correctly.



### B. VOCABULARY ACQUISITION & USE

1. Determine or clarify the meaning of unknown and multiple-meaning words and phrases based on *grades 9–10 reading and content*, choosing flexibly from a range of strategies.
  - a. Use context (e.g., the overall meaning of a sentence, paragraph or text, a word's position or function in a sentence) as a clue to the meaning of a word or phrase.
  - b. Identify and correctly use patterns of word changes that indicate different meanings or parts of speech (e.g., *analyze, analysis, analytical; advocate, advocacy*).
  - c. Consult general and specialized reference materials (e.g., dictionaries, glossaries, thesauruses), both print and digital, to find the pronunciation of a word or determine or clarify its precise meaning, its part of speech or its etymology.
  - d. Verify the preliminary determination of the meaning of a word or phrase (e.g., by checking the inferred meaning in context or in a dictionary).



## V. LANGUAGE (9-10-L) CONT'D

2. Determine or clarify the meaning of unknown and multiple-meaning words and phrases based on *grades 9–10 reading and content*, choosing flexibly from a range of strategies.
  - a. Use context (e.g., the overall meaning of a sentence, paragraph or text, a word's position or function in a sentence) as a clue to the meaning of a word or phrase.
  - b. Identify and correctly use patterns of word changes that indicate different meanings or parts of speech (e.g., *analyze, analysis, analytical; advocate, advocacy*).
  - c. Consult general and specialized reference materials (e.g., dictionaries, glossaries, thesauruses), both print and digital, to find the pronunciation of a word or determine or clarify its precise meaning, its part of speech or its etymology.
  - d. Verify the preliminary determination of the meaning of a word or phrase (e.g., by checking the inferred meaning in context or in a dictionary).
3. Demonstrate understanding of figurative language, word relationships and nuances in word meanings.
  - a. Interpret figures of speech (e.g., euphemism, oxymoron) in context and analyze their role in the text.
  - b. Analyze nuances in the meaning of words with similar denotations.
4. Acquire and use accurately general academic and domain-specific words and phrases, sufficient for reading, writing, speaking and listening at the college and career readiness level; demonstrate independence in gathering vocabulary knowledge when considering a word or phrase important to comprehension or expression.



## C. KNOWLEDGE OF LANGUAGE

Apply knowledge of language to understand how language functions in different contexts, to make effective choices for meaning or style and to comprehend more fully when reading or listening.

Write and edit work so that it conforms to the guidelines in a style manual (e.g., *MLA Handbook*, *Turabian's Manual for Writers*) appropriate for the discipline and writing type.



*Note: Information obtained from Common Core Standards Initiative organization.*